






PMEX UPDATE


SELL	
	CRUDE10-MA25
71.44	-2.35%
Expiry	19/Feb/25
Remaining	15 Days
Entry	72.77 - 72.52
Stoploss	73.26
Take Profit	72.04 - 71.72


SELL	
	NGAS1K-MA25
3.1840	-5.01%
Expiry	25/Feb/25
Remaining	21 Days
Entry	3.22 - 3.206
Stoploss	3.25
Take Profit	3.161 - 3.134


BUY	
	GO10Z-AP25
2,850.51	-0.23%
Expiry	27/Mar/25
Remaining	51 Days
Entry	2846 - 2847
Stoploss	2837.83
Take Profit	2855 - 2858


BUY	
	SL10-MA25
32.41	-0.37%
Expiry	26/Feb/25
Remaining	22 Days
Entry	32.475 - 32.503
Stoploss	32.28
Take Profit	32.613 - 32.68


SELL	
	PLATINUM5-AP25
994.60	-0.79%
Expiry	27/Mar/25
Remaining	51 Days
Entry	987 - 986
Stoploss	991.98
Take Profit	979 - 975


BUY	
	COPPER-MA25
4.3202	0.34%
Expiry	26/Feb/25
Remaining	22 Days
Entry	4.3436 - 4.3498
Stoploss	4.32
Take Profit	4.3622 - 4.3702


BUY	
	ICOTTON-MA25
66.72	1.03%
Expiry	20/Feb/25
Remaining	16 Days
Entry	66.23 - 66.34
Stoploss	66.03
Take Profit	66.7 - 66.94

BUY	
	DJ-MA24
44,511	-0.12%
Expiry	20/Mar/25
Remaining	44 Days
Entry	44783 - 44831
Stoploss	44652.98
Take Profit	45060 - 45157

SELL	
	SP500-MA24
6,026	0.06%
Expiry	20/Mar/25
Remaining	44 Days
Entry	5993 - 5983
Stoploss	6010.64
Take Profit	5961 - 5955

SELL	
	NSDQ100-MA24
21,451	0.21%
Expiry	20/Mar/25
Remaining	44 Days
Entry	21308 - 21244
Stoploss	21384.47
Take Profit	21111 - 21019

BUY	
	GOLDUSDJPY-MA25
155.32	0.37%
Expiry	26/Feb/25
Remaining	22 Days
Entry	155.48 - 155.51
Stoploss	155.13
Take Profit	155.65 - 155.75

BUY	
	GOLDEURUSD-MA25
1.0332	-0.13%
Expiry	26/Feb/25
Remaining	22 Days
Entry	1.0316 - 1.0321
Stoploss	1.03
Take Profit	1.0351 - 1.0359

Major Headlines

U.S. crude prices down nearly 2% as levies on China take effect **US stock futures jump as Trump delays Canada, Mexico tariffs** **EUR/USD recovers as investors see trade war restricted**

U.S. crude prices fell by nearly 2% on Tuesday as U.S. tariffs on China took effect, though President Donald Trump paused for a month a decision on steep levies on neighbors Canada and Mexico. U.S. West Texas Intermediate (WTI) crude declined \$1.32, or 1.8%, to trade at \$71.84 per barrel, while Brent futures fell 87 cents, or 1.2%, to \$75.09 by 0617 GMT. U.S. tariffs of 10% on Chinese imports took effect [see more...](#)

U.S. stock index futures rose sharply on Monday evening, with Wall Street set to rebound from recent losses after President Donald Trump delayed plans to impose trade tariffs on Canada and Mexico. Futures surged after Wall Street ended above session lows on Monday, as investors were relieved by Trump agreeing to delay 25% trade tariffs against Canada and Mexico by 30 days. But Trump's 10% duty on China [see more...](#)

EUR/USD bounces back from the intraday low of 1.0270 and rebounds to near 1.0350 in Tuesday's European session. The major currency pair finds buyers' demand as United States (US) President Donald Trump's decision to postpone tariffs on Canada and Mexico has diminished the safe-haven appeal of the US Dollar (USD). The US Dollar Index (DXY), which tracks the Greenback's value against six major currencies [see more...](#)

Gold Prices Surge to Record Highs as Trade War Uncertainty

USD/JPY: To trade in an erratic manner – UOB Group

Forex Today: Focus shifts to US data as Trump tariff talks inject

The price of gold (XAU/USD) increased by 0.45% on Monday, hitting a record high. Investors sought a safe haven amid growing concerns over inflation and economic slowdown, fueled by US President Donald Trump's tariffs on Canada, China, and Mexico. Donald Trump later agreed to a 30-day pause in tariffs' implementation for Mexico and Canada in return for concessions on border [see more...](#)

Our view for USD to rise above 156.00 yesterday was incorrect. USD rose to 155.88, plummeted to 154.00 before rebounding quickly to close at 154.75. It continues to rise in early Asian trade today. We are unable to derive much from the price movements. Today, USD could continue to trade in an erratic manner, probably in a range of 154.50/156.00. 1-3 WEEKS VIEW: "We indicated yesterday that 'while short-term [see more...](#)

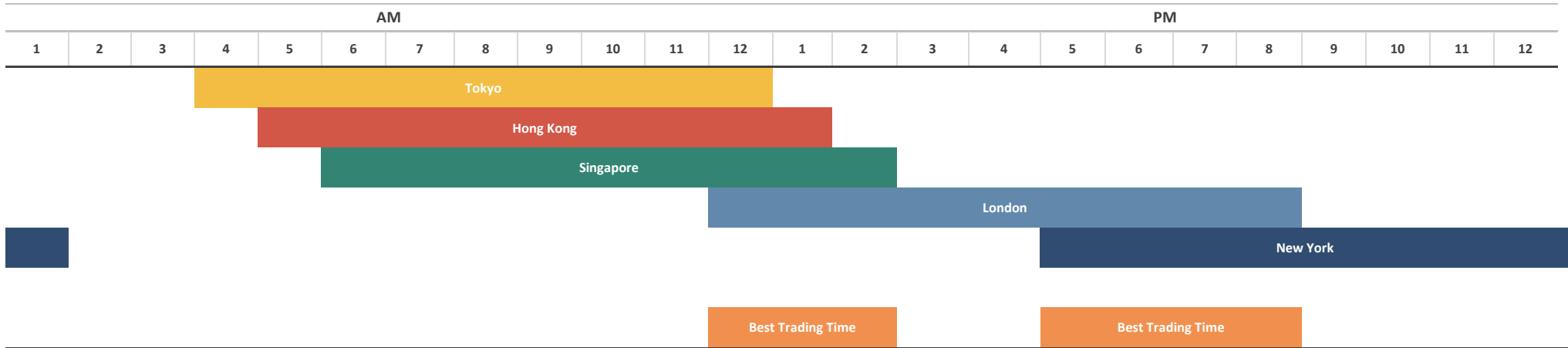
Following Monday's wild fluctuations that were triggered by headlines surrounding US President Donald Trump's tariff policy, markets seem to be settling down early Tuesday. In the second half of the day, JOLTS Job Openings data will be featured in the US economic docket. Several Federal Reserve (Fed) policymakers will also be delivering speeches during the American trading hours. [see more...](#)

Economic Calendar

Event	Dates	Time	Currency	Importance	Actual	Forecast	Previous
JOLTS Job Openings (Dec)	4-Feb-25	8:00 PM	USD	High volatility		8.010M	8.098M

FOREX MARKETS' STATISTICS

Forex Market Hours

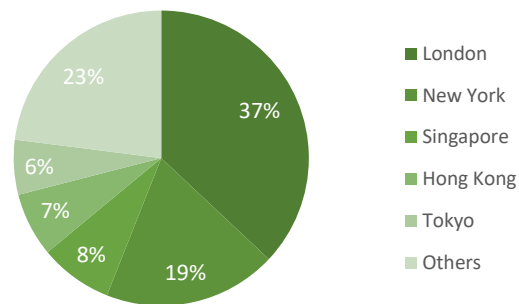


Note: This chart shows the normal forex trading times of all the major forex trading centers across the globe in Pakistan Standard Time.

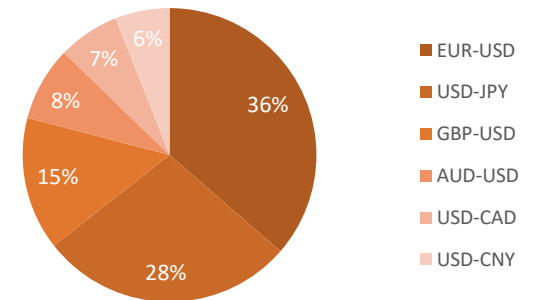
Forex Turnover by Counterparty



Markets' Share in Total Forex Turnover



Most Traded Currency Pairs



Sources: ACPL Research, Forexmarkethours, Dailyfx, Ig

DISCLAIMER

This report has been prepared by Abbasi and Company (Private) Limited and is provided for information purposes only. Abbasi and Company (Private) Limited (ACPL) is engaged in brokerage business of commodities futures in Pakistan and to provide the trading/ execution facility on Pakistan Mercantile Exchange (PMEX). There is risk of loss in trading in derivatives (futures). The author, directors and other employees of Abbasi and Company (Private) Limited and its affiliates cannot be held responsible for any loss in trading. Futures; futures on margin carries a high level of risk and may not be suitable for all investors. The high degree of leverage can work against the investor/ traders. Before deciding to invest in Commodity derivatives, you should carefully consider your investment objectives, level of experience, and risk appetite. The possibility exists that you could sustain a loss of some or all of your initial investment and therefore you should not invest money that you cannot afford to lose. You should be aware of all the risks associated with futures trading in commodities and other financial products. We take no responsibility for any loss made in investment on any instruments through us. In any event Abbasi and Company (Private) Limited, its affiliates, agents will not be liable to anyone for any decision made or action taken for investment/ trading. Abbasi and Company (Private) Limited, its affiliates, directors and employees cannot be held responsible for any loss in trading due to any problem in connectivity; failure of system; technical problem in the software or any other reason whatever.

All the reports/ recommendations/ trading calls/ opinions are advisory in nature and contains the opinions of the author, which are not to be construed as investment advices. The author, directors and other employees of Abbasi and Company (Private) Limited and its affiliates cannot be held responsible for the accuracy of the information presented herein or for the results of the positions taken based on the opinions expressed in the reports/ views from Abbasi and Company (Private) Limited. All the views/ recommendations/ trading calls and opinions are based on the information, which are believed to be accurate and no assurance can be given for the accuracy of these information.

Derivatives trading involve substantial risk. The valuation of the underlying may fluctuate, and as a result, clients may lose their entire original investment. In no event should the content of this research report be construed as an express or an implied promise, guarantee or implication by, or from, Abbasi and Company (Private) Limited that you will profit or that losses can, or will be, limited in any manner whatsoever. Past results are no indication of future performance. The information provided in this report is intended solely for informative purposes and is obtained from sources believed to be reliable. Information is in no way guaranteed. No guarantee of any kind is implied or possible where projections of future conditions are attempted. Investments in securities market are subject to market risks, read all the related documents carefully before investing.

All rights reserved by Abbasi and Company (Private) Limited. This report or any portion hereof may not be reproduced, distributed, or published by any person for any purpose whatsoever. Nor can it be sent to a third party without prior consent of Abbasi and Company (Private) Limited. Action could be taken for unauthorized reproduction, distribution, or publication.

The research analyst, primarily involved in the preparation of this report, certifies that (1) the views expressed in this report accurately reflect his/her personal views about the subject commodity/index /currency pair and (2) no part of his/her compensation was, is or will be directly or indirectly related to the specific recommendations or views expressed in this report.

DISCLOSURE

Following exchange rates are used to convert investment and profit values:

- USD/PKR: 278.75
- JPY/PKR: 1.77

To arrive at our Target Price, Abbasi & Company (Private) Limited uses following methods:

- Technical Analysis
- Fundamental Analysis

Furthermore, profit and returns are inclusive of all expenses including PMEX Fee, ACPL Fee & Sales Tax

RESEARCH DISSEMINATION POLICY

Abbasi & Company (Private) Limited endeavors to make all reasonable efforts to disseminate research to all eligible clients in a timely manner through either physical or electronic distribution such as email, fax mail etc. Nevertheless, all clients may not receive the material at the same time.

PREPARED BY

Muhammad Rashid Nawaz
Phone: (+92) 42 38302028
Ext: 118
Email: umairjaved@abbasiandcompany.com

RESEARCH DEPARTMENT

6 - Shadman, Lahore
Phone: (+92) 42 38302028; Ext: 116, 117
Email: research@abbasiandcompany.com
web: www.abbasiandcompany.com

HEAD OFFICE

6 - Shadman, Lahore
Phone: (+92) 42 38302028
Email: support@abbasiandcompany.com
web: www.abbasiandcompany.com